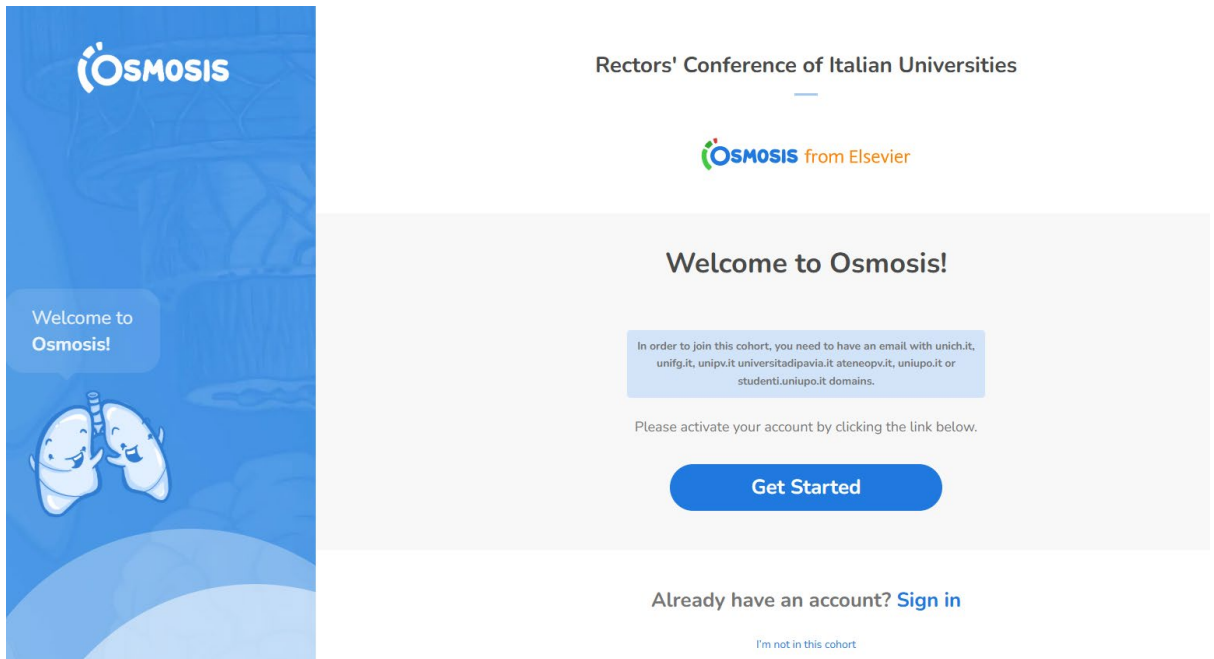


OSMOSIS Faculty Trial - Rectors' Conference of Italian Universities

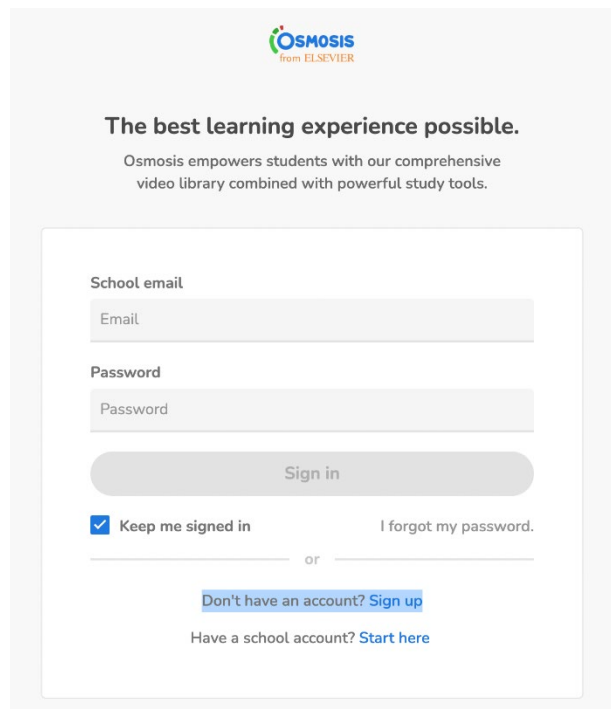
Once you follow the invite link <https://www.osmosis.org/cohort-invite?id=6098&k=jIFCOw96R9WqcqfWwxg4UOO1STKEBEXU>, you will arrive at a web page like this:

- Select **Get Started**:



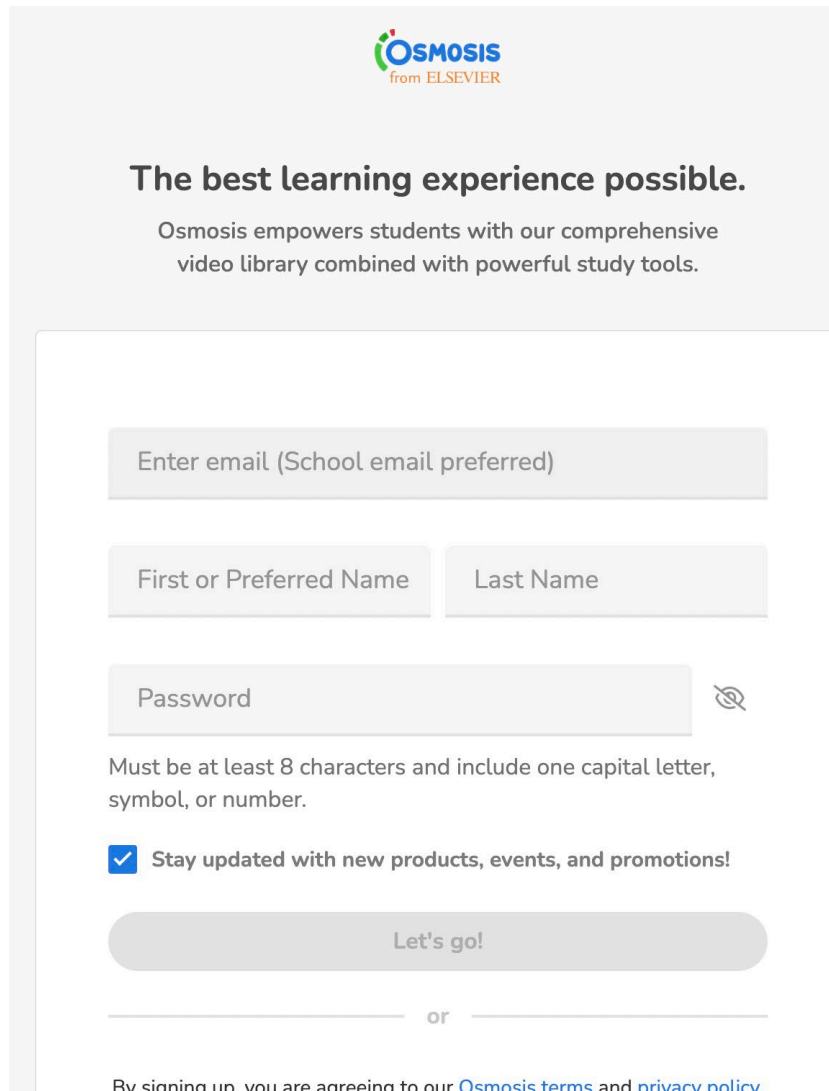
The screenshot shows a blue-themed landing page for Osmosis. On the left is a vertical banner with the Osmosis logo, the text "Welcome to Osmosis!", and an illustration of two cartoon figures. The main content area has the title "Rectors' Conference of Italian Universities" and the Osmosis logo with "from Elsevier". Below this is a "Welcome to Osmosis!" heading. A light blue box contains the text: "In order to join this cohort, you need to have an email with unich.it, uniffg.it, unipv.it, universitadipavia.it, ateneopv.it, uniupo.it or studenti.uniupo.it domains." Below this is the instruction "Please activate your account by clicking the link below." and a prominent blue "Get Started" button. At the bottom, there is a link "Already have an account? Sign in" and a smaller link "I'm not in this cohort".

Select **"Sign Up"** to create a new account.



The screenshot shows a sign-in/sign-up form. At the top is the Osmosis logo. Below it is the heading "The best learning experience possible." followed by the text "Osmosis empowers students with our comprehensive video library combined with powerful study tools." The form contains two input fields: "School email" (with a sub-label "Email") and "Password". Below these is a "Sign in" button. There is a checked checkbox for "Keep me signed in" and a link "I forgot my password." Below the form, there is a horizontal line with "or" in the center. Underneath, there are two links: "Don't have an account? Sign up" and "Have a school account? Start here".

Finally, enter your email and set a password to create your account and activate your membership:



The screenshot shows the Osmosis registration form. At the top, the Osmosis logo is displayed with the text "from ELSEVIER". Below the logo, the heading "The best learning experience possible." is followed by the text "Osmosis empowers students with our comprehensive video library combined with powerful study tools." The form itself is contained within a white box with a light gray border. It features a large text input field for "Enter email (School email preferred)". Below this are two smaller input fields for "First or Preferred Name" and "Last Name". A password input field is followed by a "Password" label and a visibility toggle icon. Below the password field, a note states: "Must be at least 8 characters and include one capital letter, symbol, or number." There is a checked checkbox for "Stay updated with new products, events, and promotions!". A large, rounded "Let's go!" button is positioned below the checkbox. At the bottom of the form, there is a horizontal line with "or" in the center, and a small note: "By signing up, you are agreeing to our [Osmosis terms](#) and [privacy policy](#)."

Users should use their school email address, only the following email domains have access to this trial **unipv.it, universitadipavia.it, ateneopv.it domains.**

If the link doesn't work, or if you're being asked to log in it's most likely that you're not logged in on the email address that the subscription is registered to. If that's the case, log out of Osmosis, and log back in using a school email, then click the link again.

If you need any help, you can contact the Customer Experience team at support@osmosis.org, or click on the blue chat icon on the lower right hand corner of the screen.